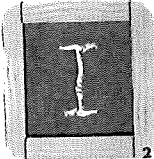
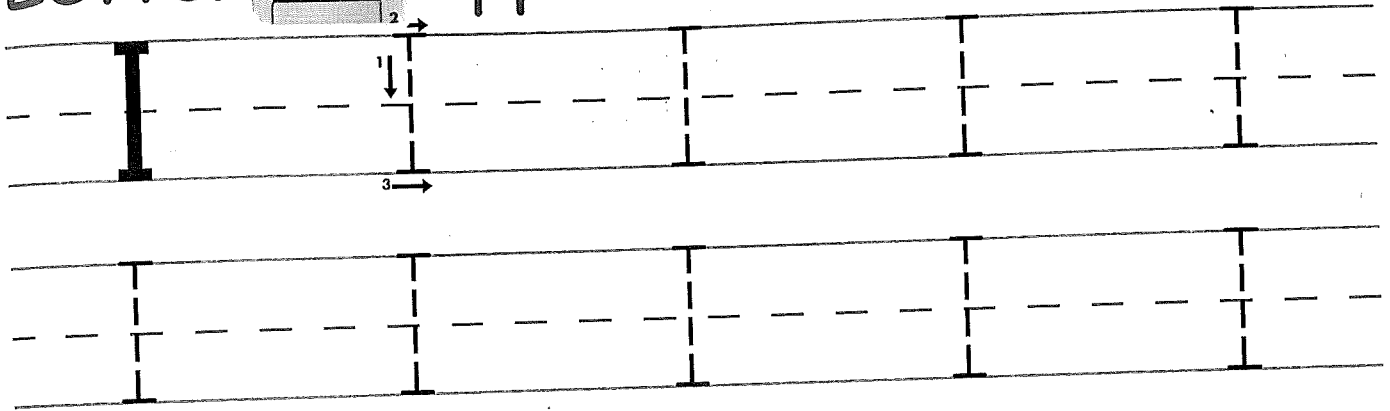
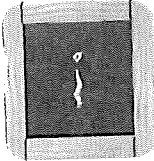


Name _____

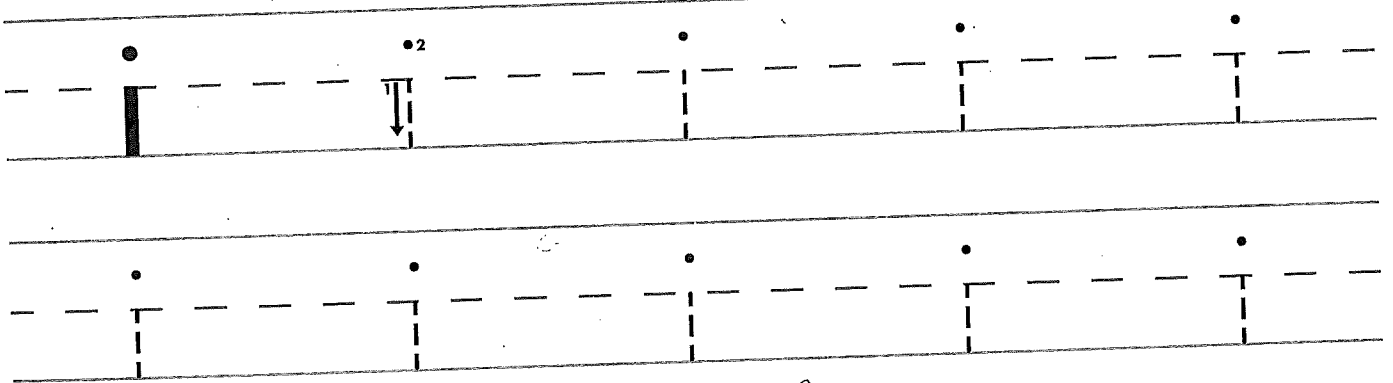
Letter  Uppercase

 Trace the letters.

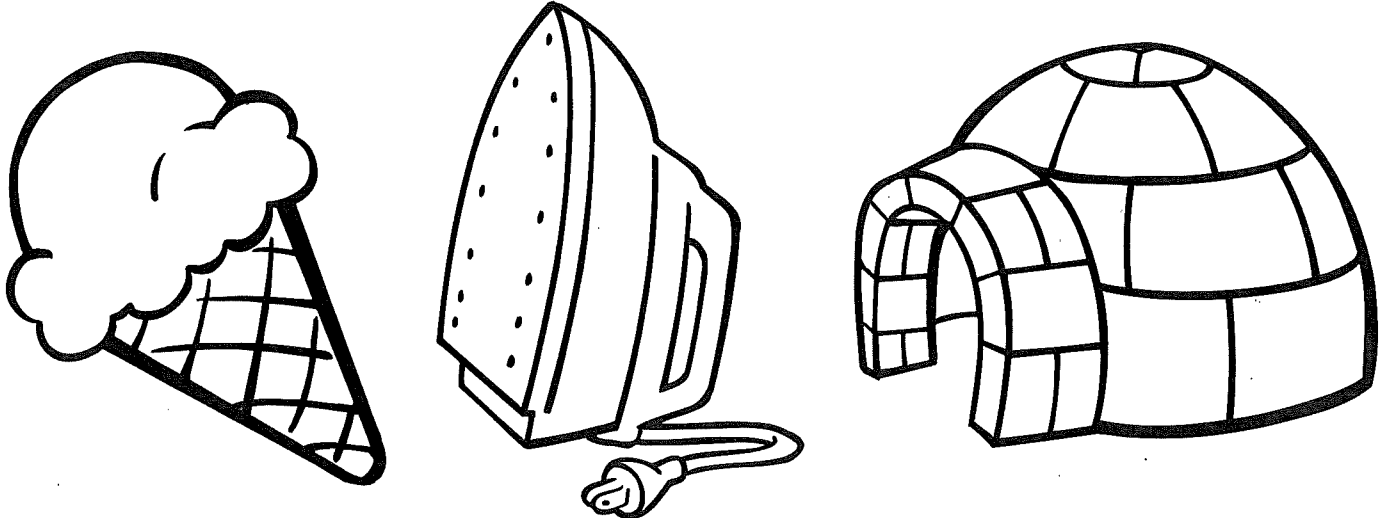


Letter  Lowercase


 Trace the letters.



These pictures begin with the letter **ii**.  Color the pictures.




Name _____

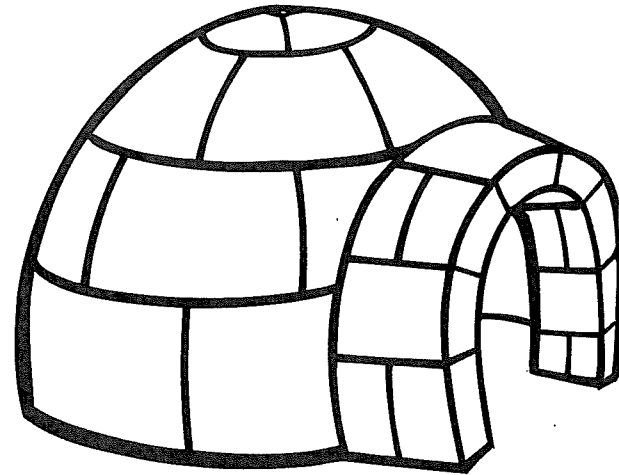


These words start with **I** or **i**.

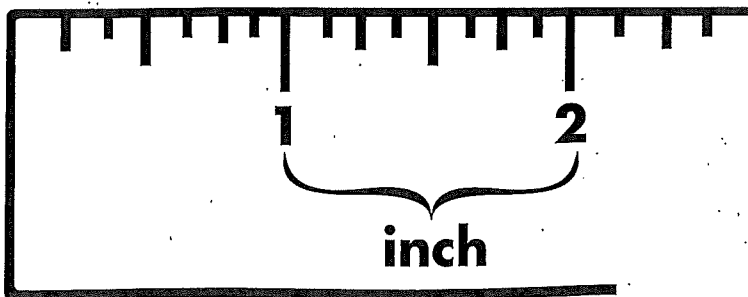
 Write the lowercase **i** on the line.
Color the pictures. 




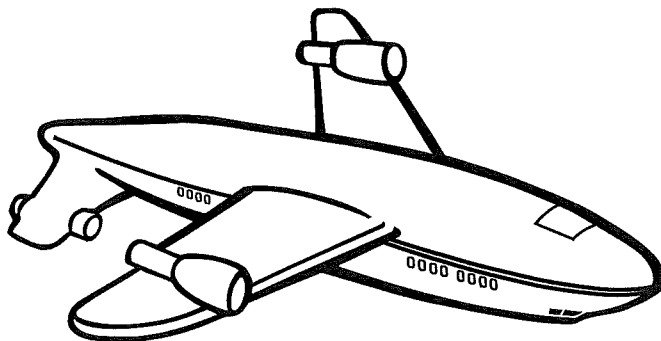

I is for _____nsects.



I is for _____gloo.



I is for _____nch.



These pictures begin with the letter j. Color the pictures.




Tracing practice for lowercase 'j' on handwriting lines. The first row contains four dashed 'j's for tracing. The second row contains four dashed 'j's for tracing, followed by a solid 'j' for reference.

Trace the letters.

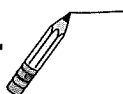


Letter j Lowercase

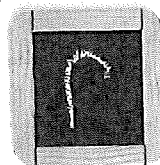


Tracing practice for uppercase 'J' on handwriting lines. The first row contains five dashed 'J's for tracing. The second row contains four dashed 'J's for tracing, followed by a solid 'J' for reference.

Trace the letters.




Letter J Uppercase




Name _____

Name _____






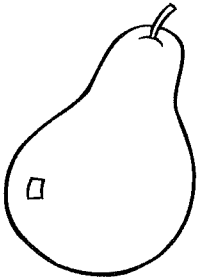
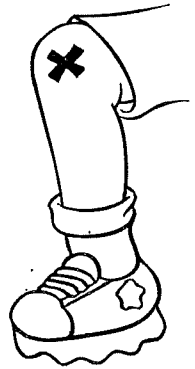


Can you find each hidden **J** and **j** in the picture?

 **Color** each **J** red. **Color** each **j** green. 
Then **color** the rest of the picture!



Draw a **line** to match each **rhyming** picture. **Color** the pictures.

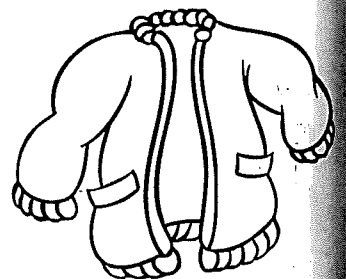



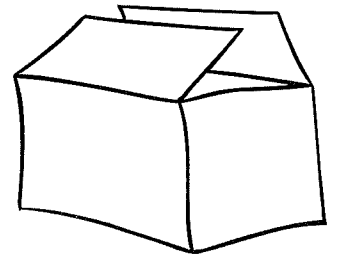

RHYMES



Rhymes




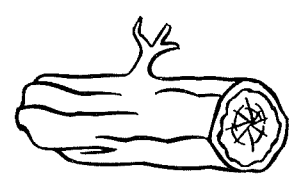


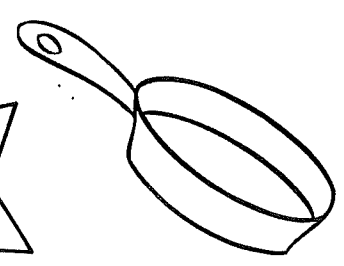





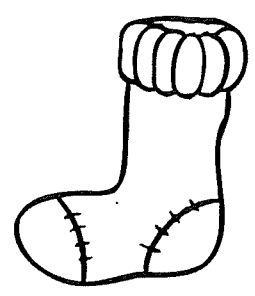
Draw a line to match each rhyming picture. Color the pictures.

RHYMES



Look at the **first picture** in each row. **Circle** the picture that rhymes with it. **Color** the pictures.

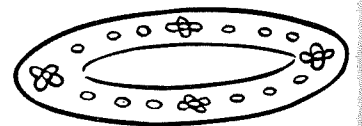










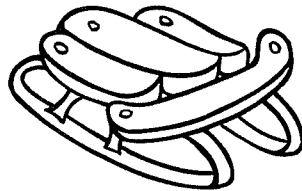

RHYMES



Rhymes

Look at the **first picture** in each row. **Circle** the picture that rhymes with it. **Color** the pictures.

RHYMES



Name _____

Days of the Week




Sunday

Monday

Tuesday


Wednesday



Thursday

Friday

Saturday




Today is

NUMBER 10



This is 10.

Color the number. Color the word.
Count and color the rest of the picture.



Numbers

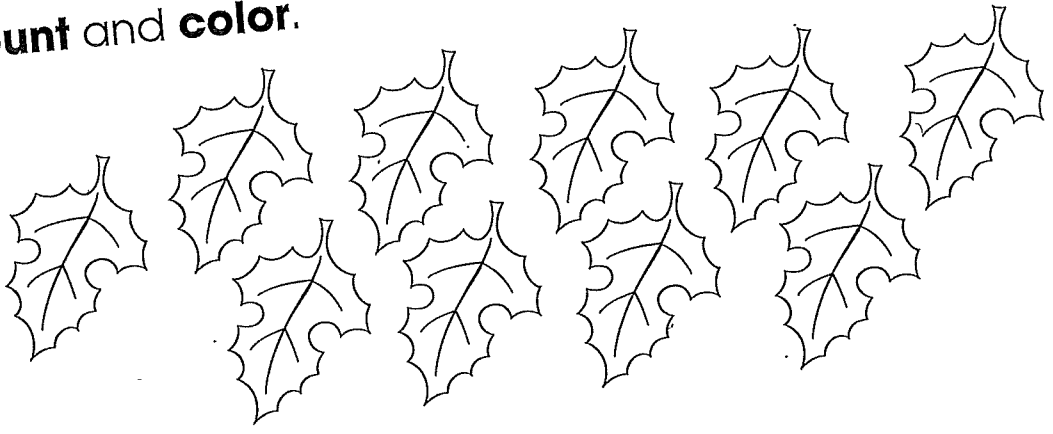
NUMBER 10



Write the number 10.

10 10

Count and color.



Draw 10 triangles on the snake's back.

