

Name \_\_\_\_\_

# Letter Uppercase

 Trace the letters.



Tracing practice for uppercase E. The first row shows a solid 'E' with stroke order arrows: 1 (down), 2 (top to bottom), 3 (left to right), and 4 (right to left). This is followed by two rows of dashed 'E's for tracing on a four-line grid.

# Letter Lowercase


 Trace the letters.


Tracing practice for lowercase e. The first row shows a solid 'e' with stroke order arrows: 1 (counter-clockwise curve) and 2 (horizontal line). This is followed by two rows of dashed 'e's for tracing on a four-line grid.





These pictures begin with the letter **Ee**.  Color the pictures:




Name \_\_\_\_\_




Help the  find its way to the circus tent.

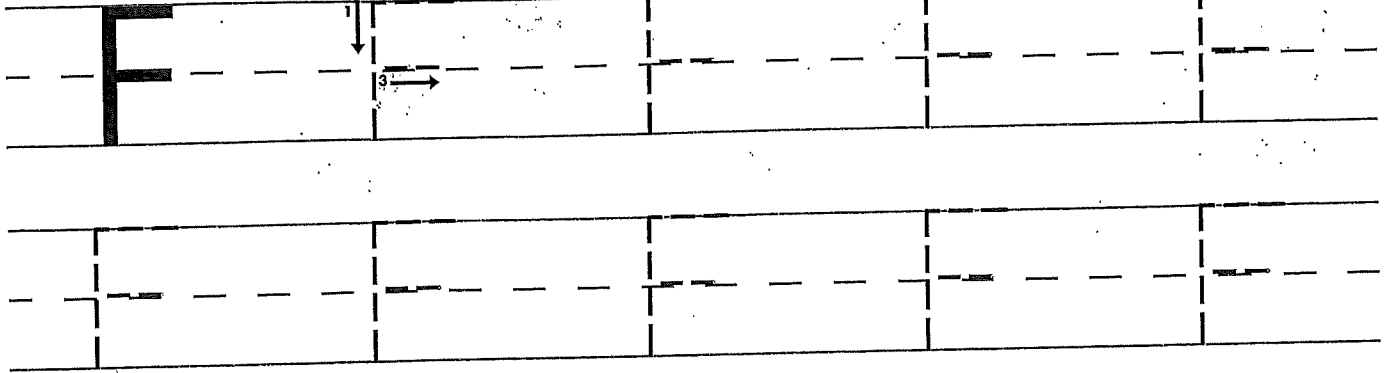
 Color the s with **E** or **e** brown.  
 Color the other s green. Color the rest of the picture.




Name \_\_\_\_\_

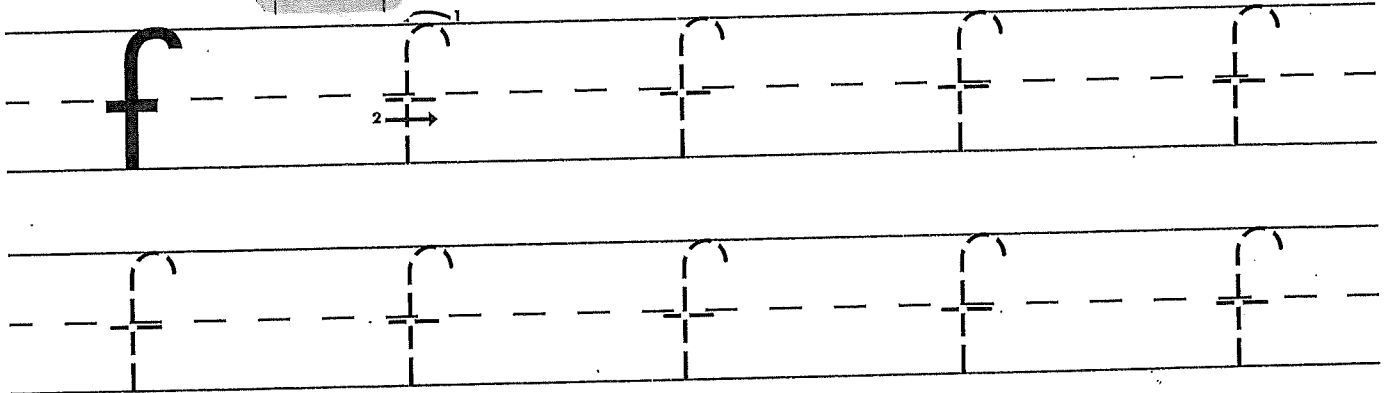
Letter  Uppercase

 Trace the letters.






Letter  Lowercase


 Trace the letters.





These pictures begin with the letter Ff.  Color the pictures.




Name \_\_\_\_\_




Help the firefighter find each **F** and **f**.

Color a blue  of water around each **F**. Color a green  of water around each **f**. Color the picture.



# NUMBER WRITING PRACTICE

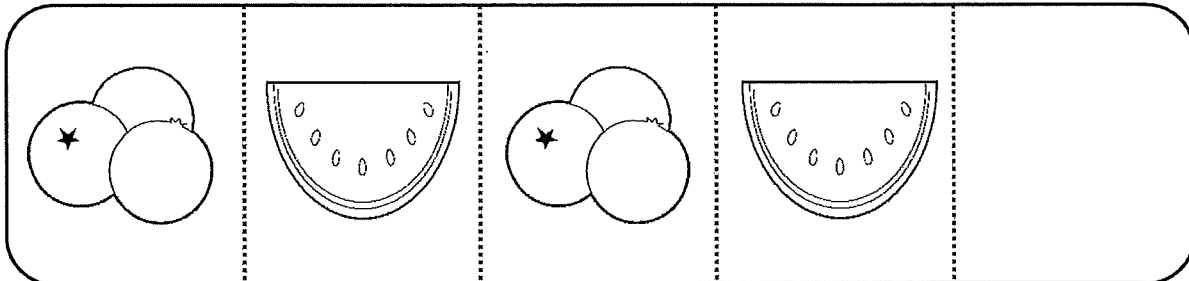
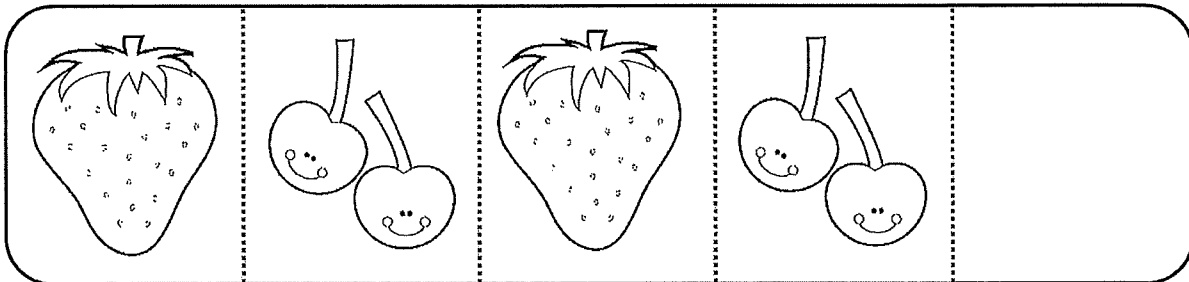


Name: \_\_\_\_\_



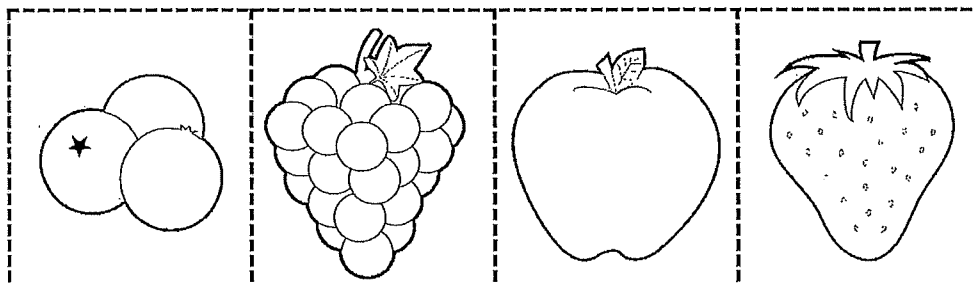
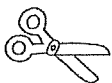

Name \_\_\_\_\_

# What Comes Next

Look for the pattern. Cut and paste to complete the pattern.




© Sue's Study Room 2015




Name \_\_\_\_\_

Handwriting practice


# Colors




red




blue




green



purple



yellow



orange



black