



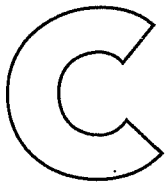


Primary Sound e

Name: _____ Date: _____

Directions: Trace and write.

Directions: Color the e's.




Primary Sound e

Name: _____ Date: _____

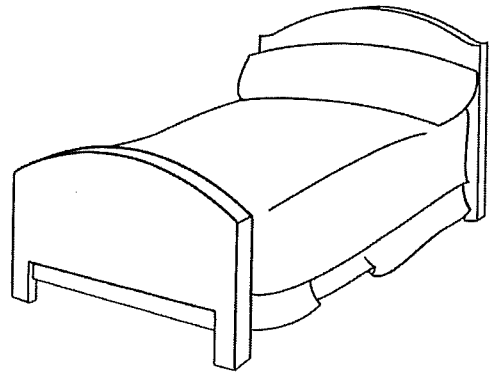
Directions: Write the missing e's. Color the pictures.

1.



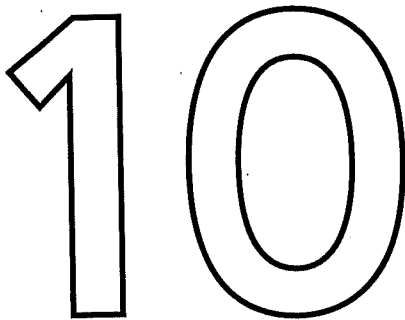
p _____ n

2.




b _____ d

3.



t _____ n

4.

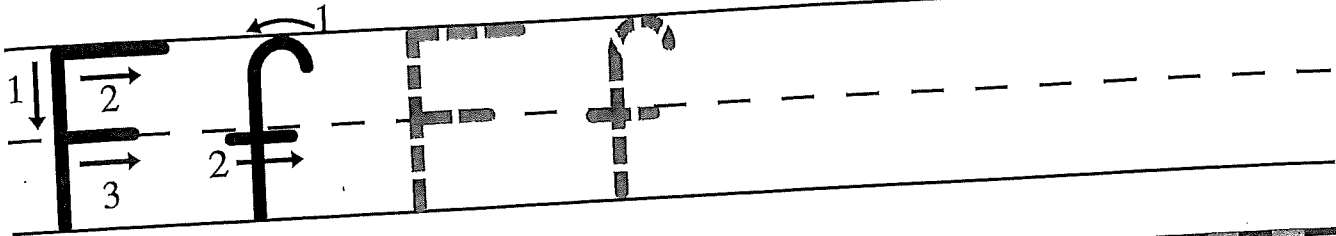


n _____ t

Primary Sound *f*

Name: _____ Date: _____

Directions: Trace and write.



Directions: Color the *f*'s.

f

g

f

f

e


f

Primary Sound f

Name: _____ Date: _____


Directions: Write the missing *f*'s. Color the pictures.

1.



_____ **ork** _____

2.




_____ **an** _____

3.



_____ **ox** _____

4.




_____ **rog** _____

Name _____



20

Number Twenty

Count the correct number of objects.



Trace the number of dots with a pencil.




Find and circle the number 

20	14	10	20	19
12	16	20	18	20

Write the numbers before and after.

	20	
--	----	--

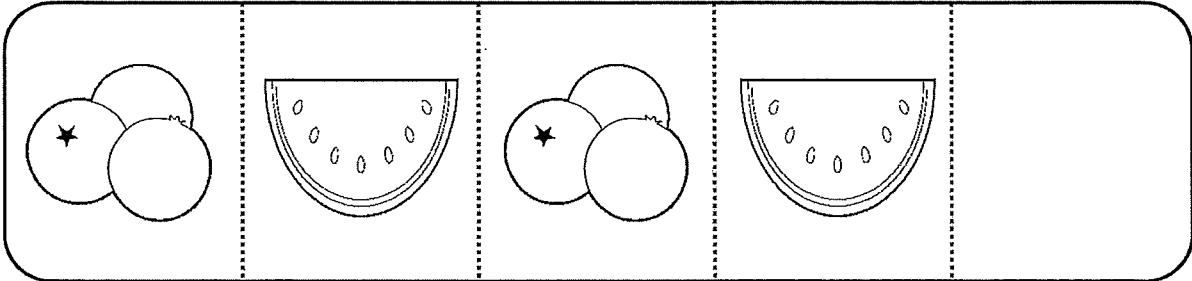
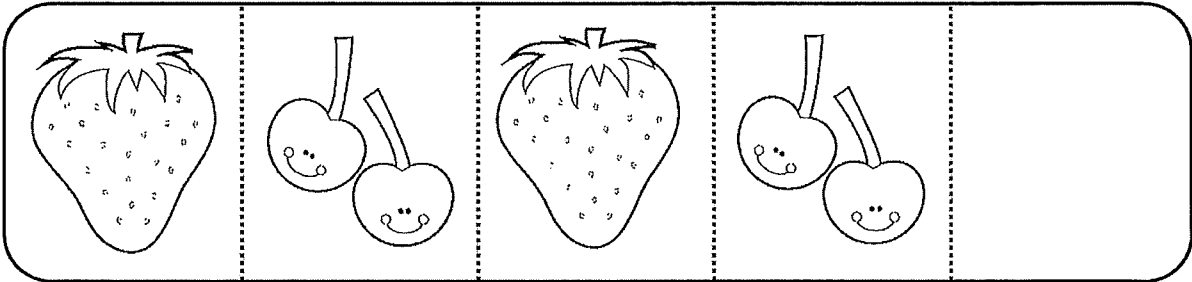


Color  trees.



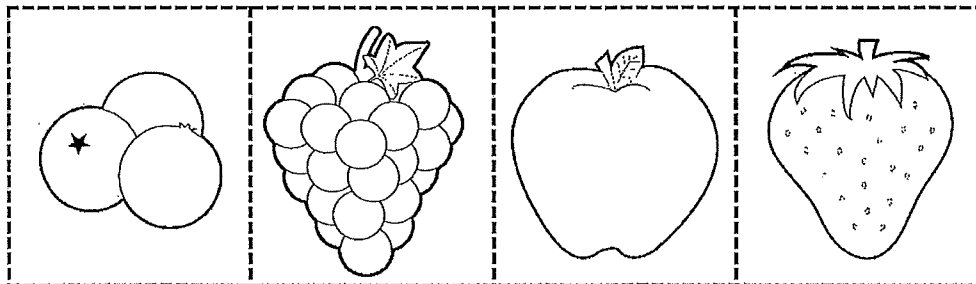
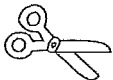
Name _____

What Comes Next

Look for the pattern. Cut and paste to complete the pattern.



© Sue's Study Room 2015



Name _____

Months of the Year

January






February

March

April

May


June



Name _____

Months of the Year


July



August




September



October



November



December

