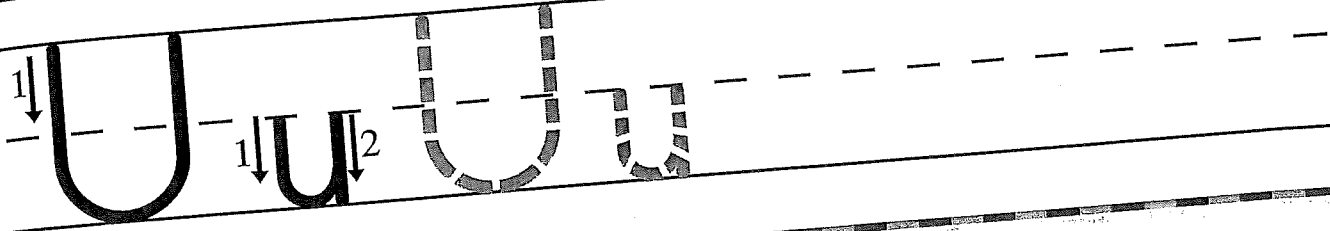


Primary Sound u

Name: _____

Date: _____

Directions: Trace and write.



Directions: Color the u's.

u

u

m

u

u

p

Primary Sound u

Name: _____ Date: _____

Directions: Write the missing *u*'s. Color the pictures.


1.



b

g

2.



b

s


3.



c

b

4.










c

p

Name _____

A Tasty Treat

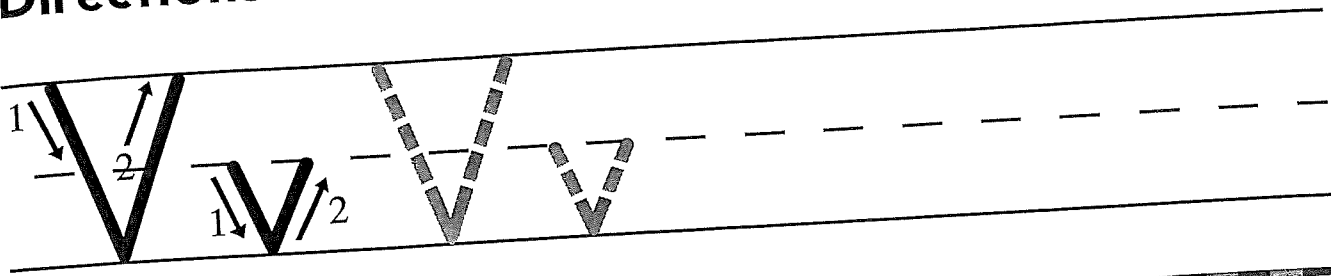
 Color the picture with the matching beginning sound.




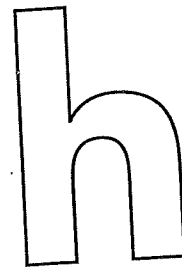

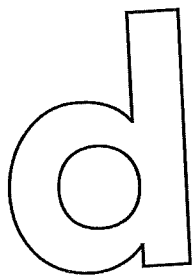


Primary Sound v

Name: _____ Date: _____

Directions: Trace and write.



Directions: Color the v's.

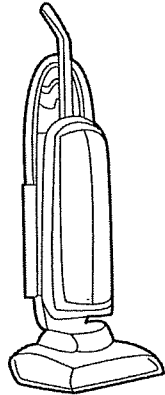


Primary Sound v

Name: _____ Date: _____


Directions: Write the missing v's. Color the pictures.

1.




vacuum

2.




van

3.



vest

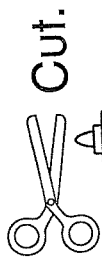
4.



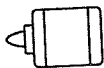
vine

Name _____

Going to School




Cut.



Glue the pictures in order.

1	2	3
---	---	---

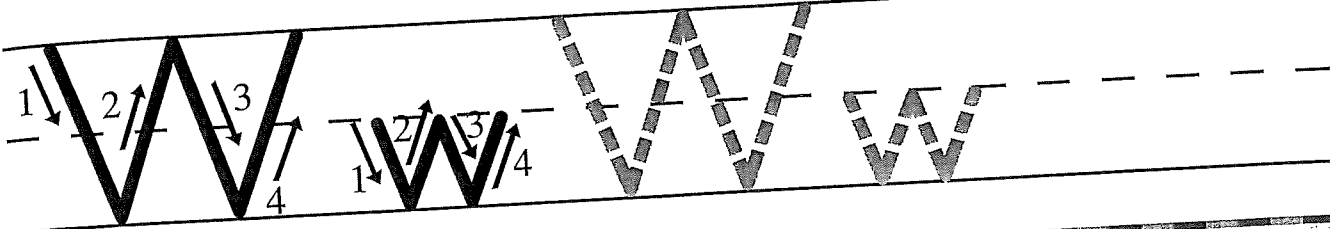
©The Mailbox® • Teacher's Helper® • TEC45044 • Aug./Sept. 2009



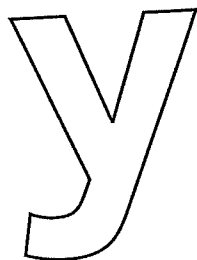
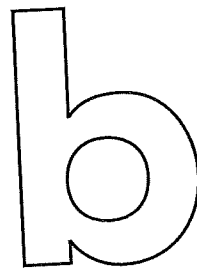
Primary Sound w

Name: _____ Date: _____

Directions: Trace and write.



Directions: Color the w's.




Primary Sound w

Name: _____ Date: _____


Directions: Write the missing w's. Color the pictures.

1.




_____ **hale** _____

2.




_____ **and** _____

3.



_____ **ig** _____

4.

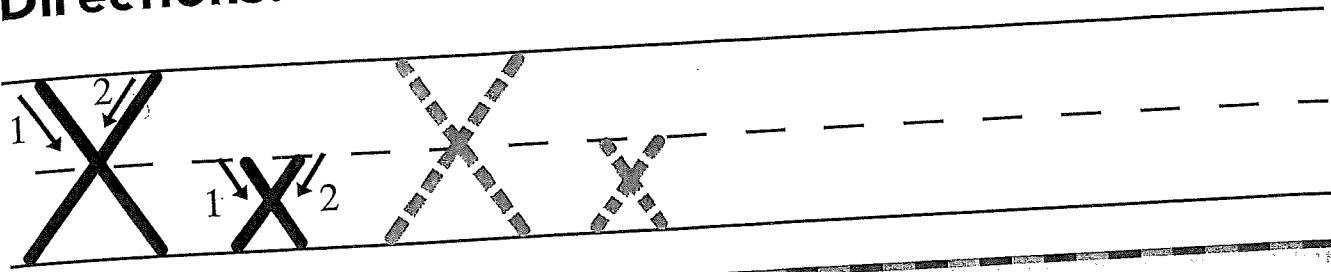


_____ **olf** _____


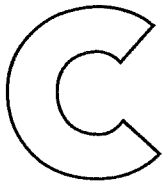




Primary Sound x

Name: _____ Date: _____

Directions: Trace and write.



Directions: Color the x's.

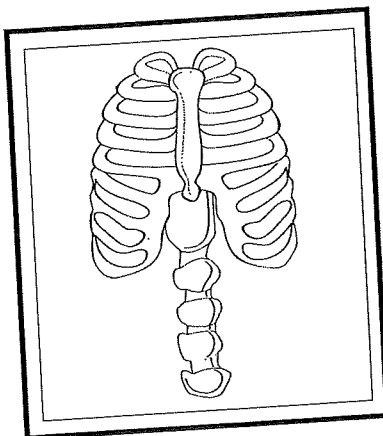


Primary Sound x

Name: _____ Date: _____

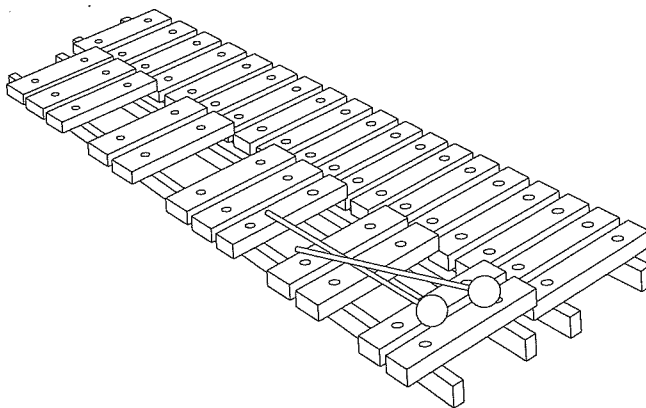
Directions: Write the missing x's. Color the pictures.

1.



_____ **-ray** _____

2.







_____ **xylophone** _____


Name _____

Beep, Beep!

 Color by the code.

Color Code

-  — red
-  — green
-  — yellow
-  — purple



Primary Sound y

Name: _____ Date: _____

Directions: Trace and write.



Directions: Color the y's.

h

y

y

a

y

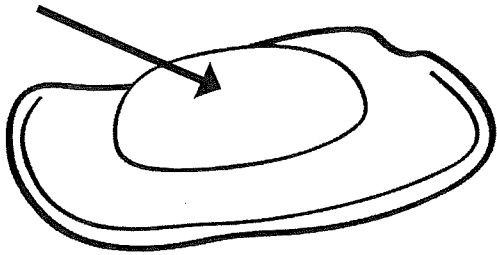
y

Primary Sound y

Name: _____ Date: _____

Directions: Write the missing y's. Color the pictures.

1.




_____olk

2.




_____awn

3.



_____ak

4.



_____ogurt